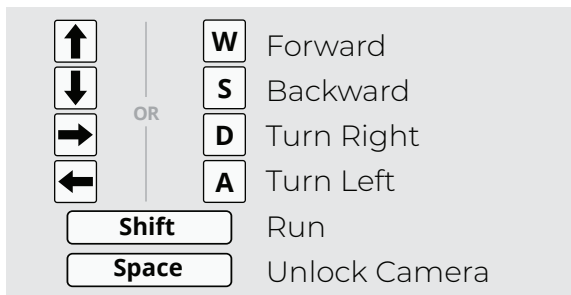


## Quick User Guide



### Moving Your Avatar

#### Using the keyboard



#### Using the mouse

When you hover your mouse over a place your avatar can walk to, an icon of a person will appear.



### Menu

In the top left corner there is a drop down menu. Left click items here for various functions.



The GO TO menu lists all the rooms you can fast travel or teleport to.

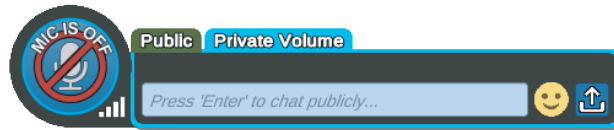
The menu under your account name allows you to change your avatar, view your profile, and use emotes.

#### F1 - F8: Emotes

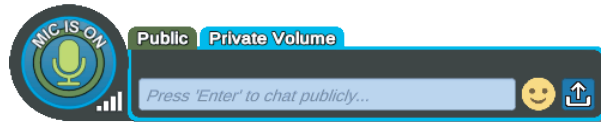


### Voice Chat

When the program opens, your microphone will be muted.



Click on the microphone icon to open your microphone. A blue chat bubble will appear above this to indicate that others can hear you.



The Purple World has built in voice detection. While you are speaking, a speech bubble will appear above your avatar's head.

Alternatively, you can use the push-to-talk function to open the microphone when:

**Hold the 1 Key → Open Mic**

**Enter Toggle → Text Chat**